

# Human Nectin-3/CD113 Protein

Cat. No. NEC-HM403

## Description

<b>Source</b>	Recombinant Human Nectin-3/CD113 Protein is expressed from HEK293 with His tag and Avi tag at the C-Terminus. It contains Gly58-Asp400.
<b>Accession</b>	Q9NQS3
<b>Molecular Weight</b>	The protein has a predicted MW of 40.6 kDa. Due to glycosylation, the protein migrates to 68-82 kDa based on Bis-Tris PAGE result.
<b>Endotoxin</b>	Less than 1EU per µg by the LAL method.
<b>Purity</b>	> 95% as determined by Bis-Tris PAGE > 95% as determined by HPLC

## Formulation and Storage

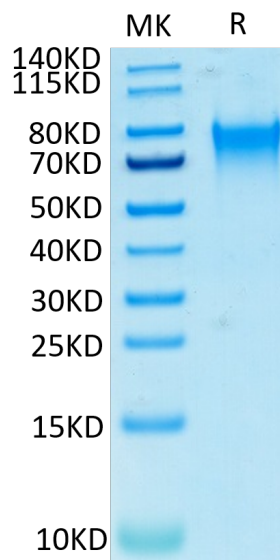
<b>Formulation</b>	Lyophilized from 0.22µm filtered solution in 20mM PB, 250mM NaCl (pH 7.4). Normally 8% trehalose is added as protectant before lyophilization.
<b>Reconstitution</b>	Centrifuge the tube before opening. Reconstituting to a concentration more than 100 µg/ml is recommended. Dissolve the lyophilized protein in distilled water.
<b>Storage</b>	-20 to -80°C for 12 months as supplied from date of receipt. -80°C for 3 months after reconstitution. Recommend to aliquot the protein into smaller quantities for optimal storage. Please minimize freeze-thaw cycles.

## Background

The Nectin family has at least four members (Nectin-14), all of which show alternate splicing, a transmembrane (TM) region (except for Nectin-1 gamma), and three extracellular Ig-domains. Nectins are highly homologous to the human receptor for poliovirus, and as such, have been alternatively-named poliovirus receptor-related proteins. They do not, however, appear to bind poliovirus. Nectin-3 (also named PRR3, CD113, and PVRL3) is an 83 kDa, type I TM glycoprotein. Its precursor is 549 amino acids (aa) in length. It contains an extended signal sequence of 57 aa, an extracellular domain (ECD) of 347 aa, a transmembrane segment of 21 aa (aa 405-425), and a cytoplasmic region of 124 amino acids.

## Assay Data

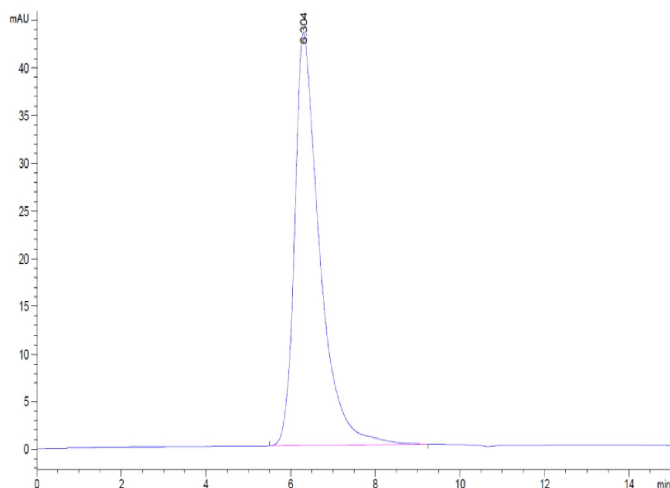
### Bis-Tris PAGE



Human Nectin-3 on Bis-Tris PAGE under reduced conditions. The purity is greater than 95%.

### SEC-HPLC

Assay Data

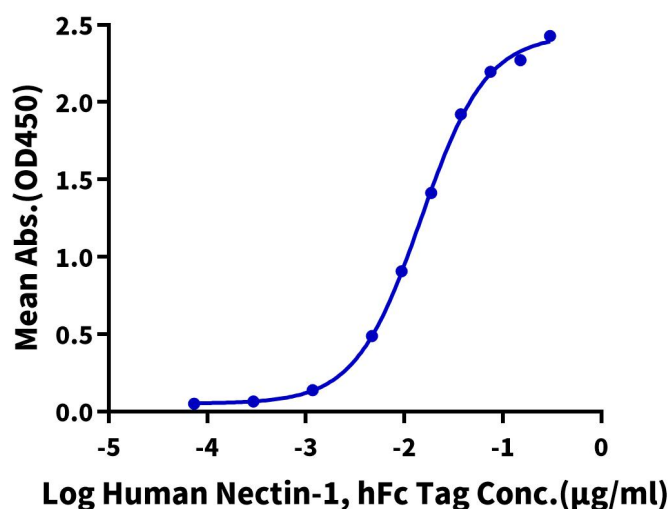


The purity of Human Nectin-3 is greater than 95% as determined by SEC-HPLC.

ELISA Data

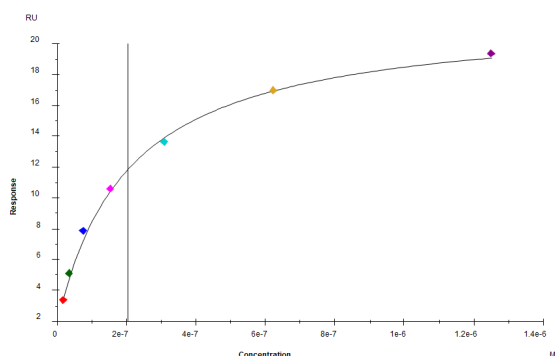
**Human Nectin-3, His Tag ELISA**

0.2µg Human Nectin-3, His Tag Per Well



Immobilized Human Nectin-3, His Tag at 2µg/ml (100µl/well) on the plate. Dose response curve for Human Nectin-1, hFc Tag with the EC50 of 14.7ng/ml determined by ELISA (QC Test).

SPR Data



Human Nectin-3, His Tag immobilized on CM5 Chip can bind Human Nectin-1, His Tag with an affinity constant of 0.204 µM as determined in SPR assay (Biacore T200).